

Take a closer look with both eyes open.


Looking closer and investigating deeper was never easier or more portable than with the MiScope® – the handheld digital microscope. This indispensable tool can be used for the crime scene, laboratory, courtroom, and evidence repository. Enhancing these forensic science applications, the MiScope and MiScope Megapixel both feature a portable suite of tools and accessories that gives anyone the power to capture, manage, label, present and view images or videos large and detailed on a computer screen. Both fit right in the palm of your hand and are powered from your laptop computer.




“Never again will I have to drag my heavy microscope to an attorney’s office when the opposing side won’t let me have the original document for examination in my office. Actually the MiScope will totally replace my old faithful microscope.” – BL



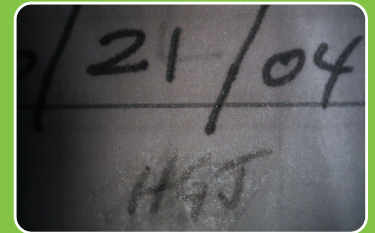
Passport, MiScope, 40x



Title, MiScope Megapixel, 140x,
with optional PRO Kit (side light)



Ink sample (using white LEDs)
MiScope Megapixel IR, 12x



Ink sample (using IR LEDs)
MiScope Megapixel IR, 12x

Forensic applications:

- ▶ Crime scene examination
- ▶ Courtroom presentation and evidentiary use
- ▶ Fingerprint identification
- ▶ Questioned document examination
- ▶ Forensic anthropology
- ▶ Identification of controlled substances

Choose the MiScope that's perfect for your forensic science needs.

Depending on the image size and resolution quality you need, the MiScope and MiScope Megapixel both have a range of optional tools and accessories. Video ToolBox imaging software is included with both, enabling you to view live images on your computer screen and capture still pictures or movies which can be emailed or later displayed on a computer projector.



Ink comparison, IR reflectance, MiScope Megapixel IR, 40x



Ink comparison, IR fluorescence, MiScope Megapixel IR, 40x, with optional filters

MiScope®

FEATURES

#MISC

- ▶ View live and capture images on the computer screen (or use a computer projector for large groups)
- ▶ 40-140x magnification
- ▶ Completely portable with a laptop computer
- ▶ Save still images, movies and time lapse
- ▶ Labels, markers, time stamps, measurement
- ▶ Draw directly on the live image
- ▶ Includes Video ToolBox Software
- ▶ Add optional IR or UV illumination functionality
- ▶ Add optional filter set
- ▶ Supports touch-screen and tablet PCs

SPECIFICATIONS

- Image sensor: 1/4" CMOS
- Pixels: 640 x 480
- Frame rate: 15 frames/second (up to 30 frames/second at reduced resolution)
- Power: USB port
- Light source: super-bright white LEDs
- Field of view:
 - @40x: 7.5 x 10 mm
 - @140x: 1.8 x 2.5 mm
- Resolution: 4 microns

COMPUTER REQUIREMENTS

Minimum system requirements: Pentium III 500 MHz or faster, Windows 2000/ME/XP/VISTA, Internet Explorer 5.0 (or later), DirectX 8.1 or greater, USB 1.1 Port, 256 MB of Free Memory, Video card with 16 MB of video RAM, minimum 800 x 600 resolution at 16-bit color (contact Zarbeco for recommended system requirements). **MAC Software optional:** G3 400 MHz or faster, Mac OS X 10.3.5 or greater, USB 1.1 Port, 128 MB of RAM, minimum 800 x 600 screen resolution.

MiScope® Megapixel

FEATURES

#MISC-MP

- ▶ View live and capture images on the computer screen (or use a computer projector for large groups)
- ▶ 12-140x magnification
- ▶ Completely portable with a laptop computer
- ▶ Save still images, movies and time lapse
- ▶ Labels, markers, time stamps, measurement, picture-in-picture
- ▶ Draw directly on the live image
- ▶ **Includes upgraded Video ToolBox PRO Software with enhanced measurement tools**
- ▶ Includes stacking shims for magnification adjustment
- ▶ Add optional IR or UV illumination functionality
- ▶ Add optional filter set for IR fluorescence
- ▶ Supports touch-screen and tablet PCs

SPECIFICATIONS

- Image sensor: 1/3" CMOS
- Pixels: 1280 x 1024
- Frame rate: 15 frames/second (up to 30 frames/second at reduced resolution)
- Power: USB 2.0 port
- Light source: super-bright white LEDs
- Field of view:
 - @12x: 20.6 x 25.8 mm
 - @40x: 8.1 x 10.1 mm
 - @140x: 2.3 x 2.9 mm
- Resolution: 2.3 microns

COMPUTER REQUIREMENTS

Minimum system requirements: Pentium IV 1.5 GHz or faster, Windows 2000/XP, Internet Explorer 5.0 (or later) installed, DirectX 8.1 or greater, USB 2.0 Port, 512 MB of Free Memory, Video card with 32 MB of video RAM, minimum 800 x 600 resolution at 16-bit color (contact Zarbeco for recommended system requirements).



▶ FOR BOTH MiSCOPE and MiSCOPE MEGAPIXEL

PRO Kit Includes a hard case with foam insert, light table, flashlight and Video ToolBox PRO software upgrade. Requires MISC-SW or higher. #M-PRO

ACCESSORIES

For our complete line of accessories and tools that can enhance product performance and experience, please visit our website or contact us for more information today.



▶ FOR MiSCOPE

MiScope Adapter Lens with Stand
Portable stand with removable lens, increases field of view and lowers magnification to 6x. #MISCstand




MiScope Filters

Set of 4 filters, for isolating a single color. Includes 1 blank for mounting your own filter. #MISCfilters



▶ FOR MiSCOPE MEGAPIXEL

MiScope Megapixel Stand
Portable stand increases depth of field and allows hands-free magnification at 12x. #MPstand



MiScope Megapixel Filters

Set of 4 filters, for isolating a single color and performing IR-fluorescence imaging. #MPfilters

www.zarbeco.com email: sales@zarbeco.com

tel 973-933-2043 fax 973-933-2336 1240 Sussex Turnpike, Suite 5, Randolph, NJ 07869 USA

Portable & Powerful Digital Imaging Solutions

©2009 Zarbeco, LLC

